



OUR VILLAGES



SHERWOOD FOREST

This East Midlands location offers access to major network routes, with the A1 and M1 within a short distance.


NEAREST TRAIN STATIONS
[DEPARTURES FROM LONDON]
Newark Northgate (16 miles)
[Kings Cross]
Nottingham (19 miles)
[St Pancras International]


NEAREST AIRPORTS
East Midlands
Doncaster Sheffield
Birmingham International

FIND US HERE:
Rufford, Newark, Nottinghamshire, NG22 9DN

WOBURN FOREST

Just one hour from London, Woburn Forest offers the ultimate getaway from the hustle and bustle in the heart of Bedfordshire.


NEAREST TRAIN STATIONS
[DEPARTURES FROM LONDON]
Flitwick (3 miles)
[St Pancras International]
Milton Keynes (13 miles)
[Euston]

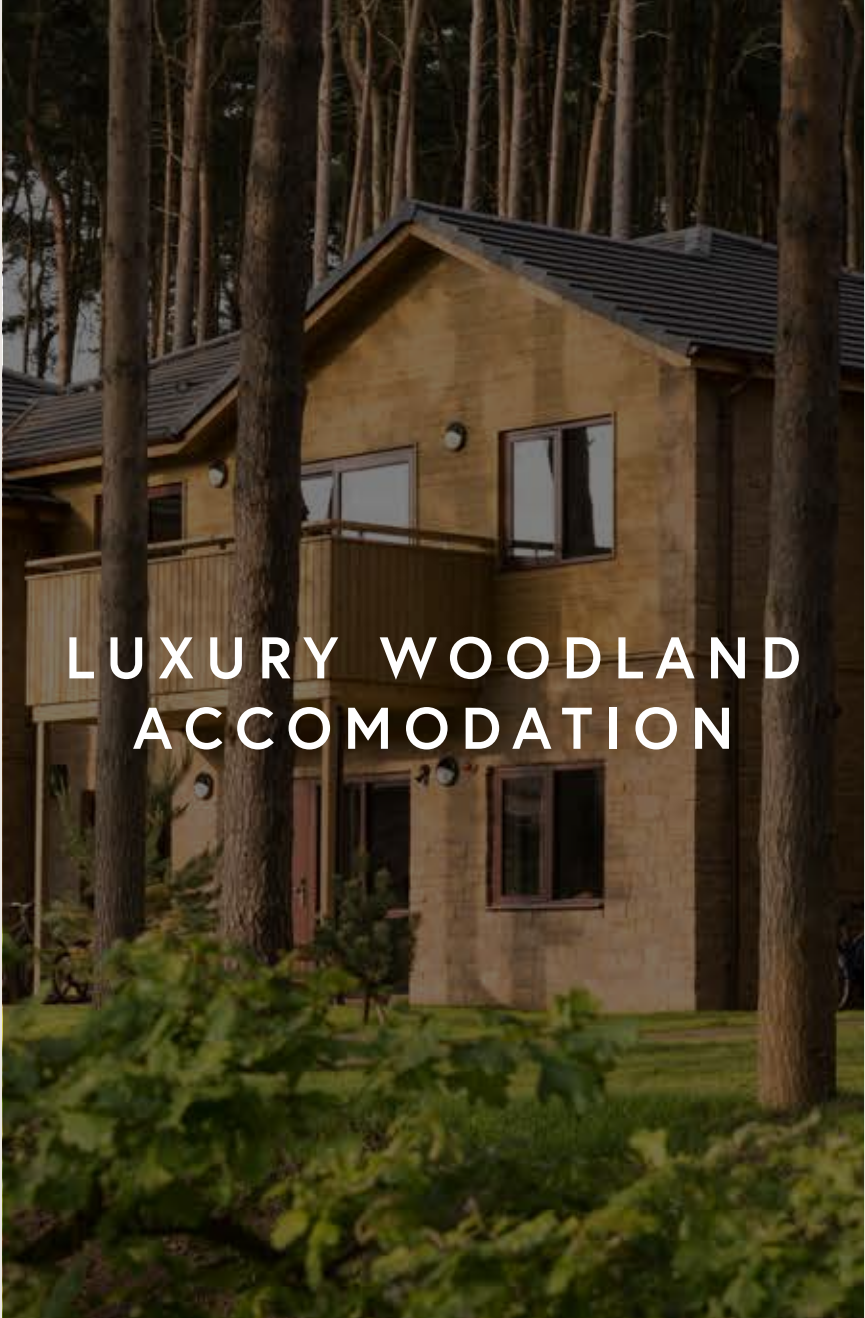

NEAREST AIRPORTS
London Luton
London Stansted
London Heathrow

FIND US HERE:
Milbrook, Bedfordshire, MK45 2HZ

LOCATIONS



DEDICATED EVENTS SPACE



LUXURY WOODLAND ACCOMODATION



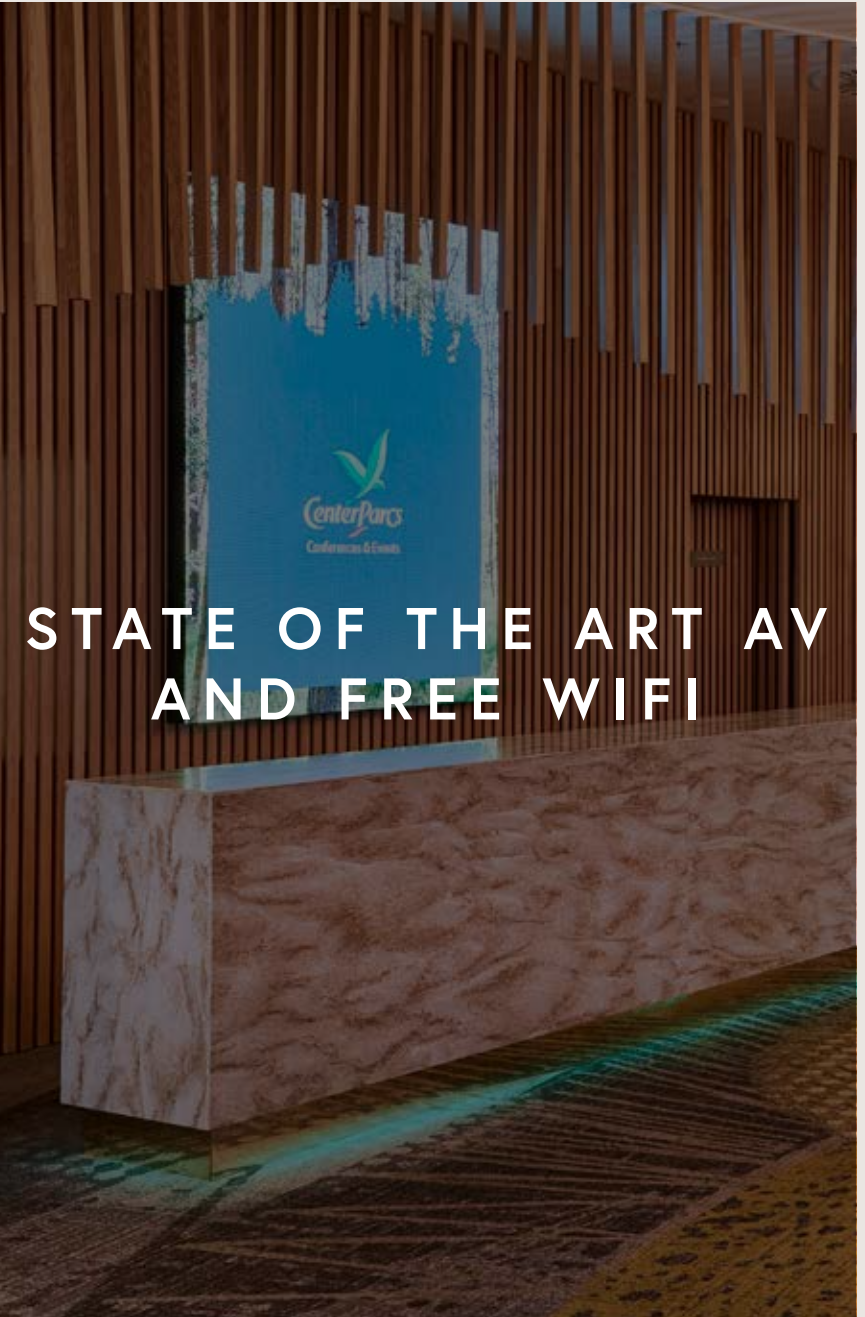
HUNDREDS OF TEAM BUILDING ACTIVITIES



RANGE OF ONSITE RESTAURANTS



AWARD WINNING AQUA SANA SPA



STATE OF THE ART AV AND FREE WIFI

**THE VENUE
WOBBURN FOREST**

Legend:

- Toilets
- Accessible toilet
- Cloakroom
- Bar area

Rooms and Dimensions:

- J. BUSINESS CENTRE:** W 2.5m x L 5m x H 2.9m
- EVENTS OFFICE:**
- H. LAUREL SUITE:** L 13.41m x W 8.76m x H 3.9m
- F. PEDLEY SUITE:** L 10.91m x W 8.24m x H 3.9m
- D. MONTAGUE SUITE:** L 11.29m x W 10.28m x H 3.9m
- B. PORTLAND SUITE:** L 11.77m x W 8.66m x H 3.9m
- A-H WARREN SUITE:** L 48.36m x W 18.77m x H 3.9m
- G. WILSTEAD SUITE:** L 13.42m x W 9.61m x H 3.9m
- E. MAULDEN SUITE:** L 11.34m x W 8.13m x H 3.9m
- C. LARCH SUITE:** L 11.20m x W 7.3m x H 3.9m
- A. KINGS SUITE:** L 12.31m x W 9.42m x H 3.9m
- I. GREEN ROOM:** L 7.1m x W 5.2m x H 2.3m

ENTRANCE

OUTDOOR TERRACE

WOBURN

Up to
600
delegates



75
hotel rooms



2

meeting rooms


THE VENUE
SHERWOOD FOREST



	THEATRE STYLE	CABARET Tables of 8	DINNER Tables of 10	DINNER DANCE Tables of 10	BOARDROOM	CLASSROOM	U-SHAPE
A-E THE VENUE ALL SUITES COMBINED	550	400	550	500		300	
A - C L 25.6 x W 16.9m x H 3.8m	380	220	260	240		148	
B - C L 16.9 x W 8.2m x H 3.8m	120	80	100	80	36	40	34
A. MAJOR OAK SUITE L 17.1m x W 16.9m x H 3.8m	280	140	200	180		80	
B. BEECH SUITE L 8.5m x W 8.2m x H 3.8m	60	32	50		20	24	20
C. BIRCH SUITE L 8.5m x W 8.2m x H 3.8m	60	32	50		20	24	20
D. OAK SUITE L 13.8m x W 12.3m x H 2.4m	75	48	80	60	25	36	28
E. ELM SUITE L 13.8m x W 11.9m x H 2.4m	75	48	80	60	25	36	28
F. CHESTNUT SUITE L 11.2m x W 5.7m x H 3.7m	40	32	40		16		
G. ASH SUITE L 5.5m x W 5.5m x H 2.4m					12		
H. GREEN ROOM L 7m x W 4.3m x H 2.4m					16		
I. BUSINESS CENTRE L 6.5m x W 3.2m x H 2.4m					8		

All details are subject to change

SHERWOOD



6
suites



Up to
550
delegates



3
meeting rooms



900
lodges

las
IGUANAS

AMALFI
RISTORANTE

BELLA ITALIA

CAFÉ ROUGE

SPORTS
CAFÉ

RESTAURANTS

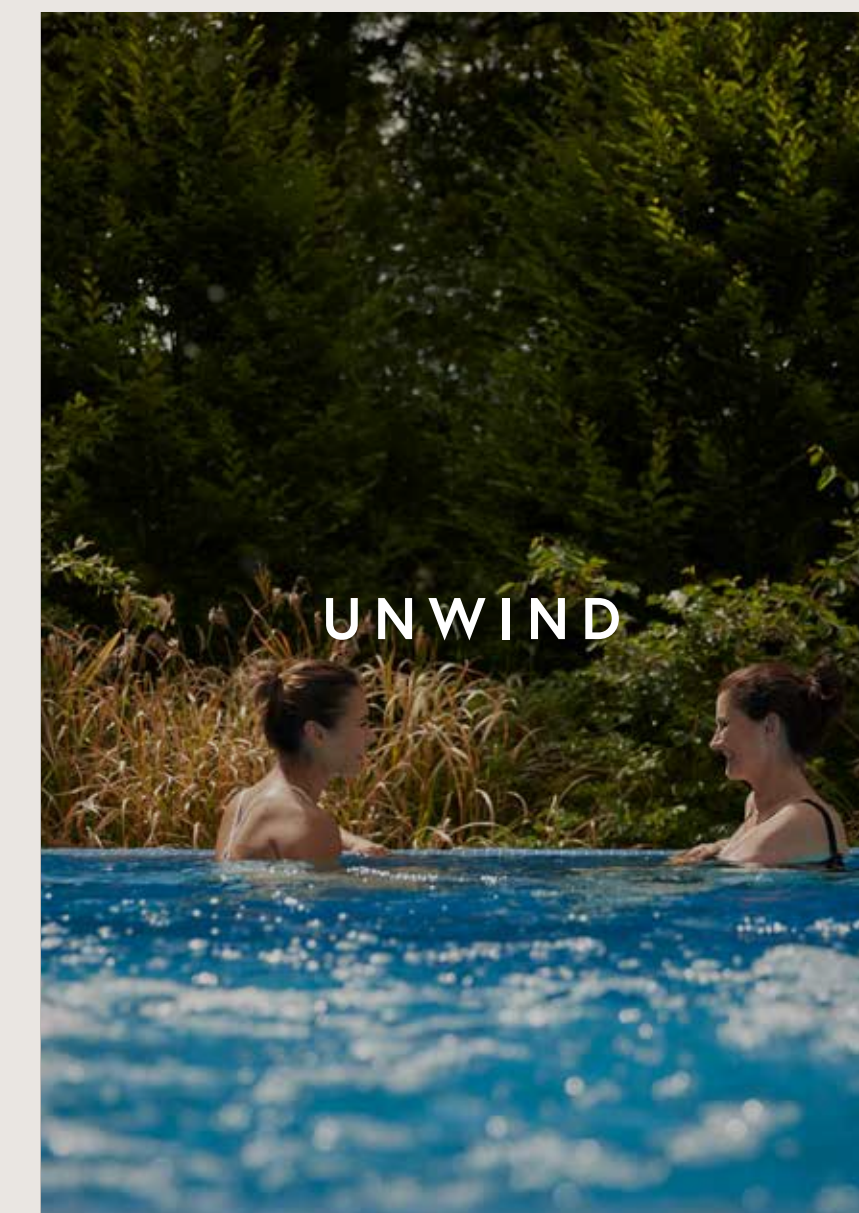
STARBUCKS®

RAJINDA
PRADESH

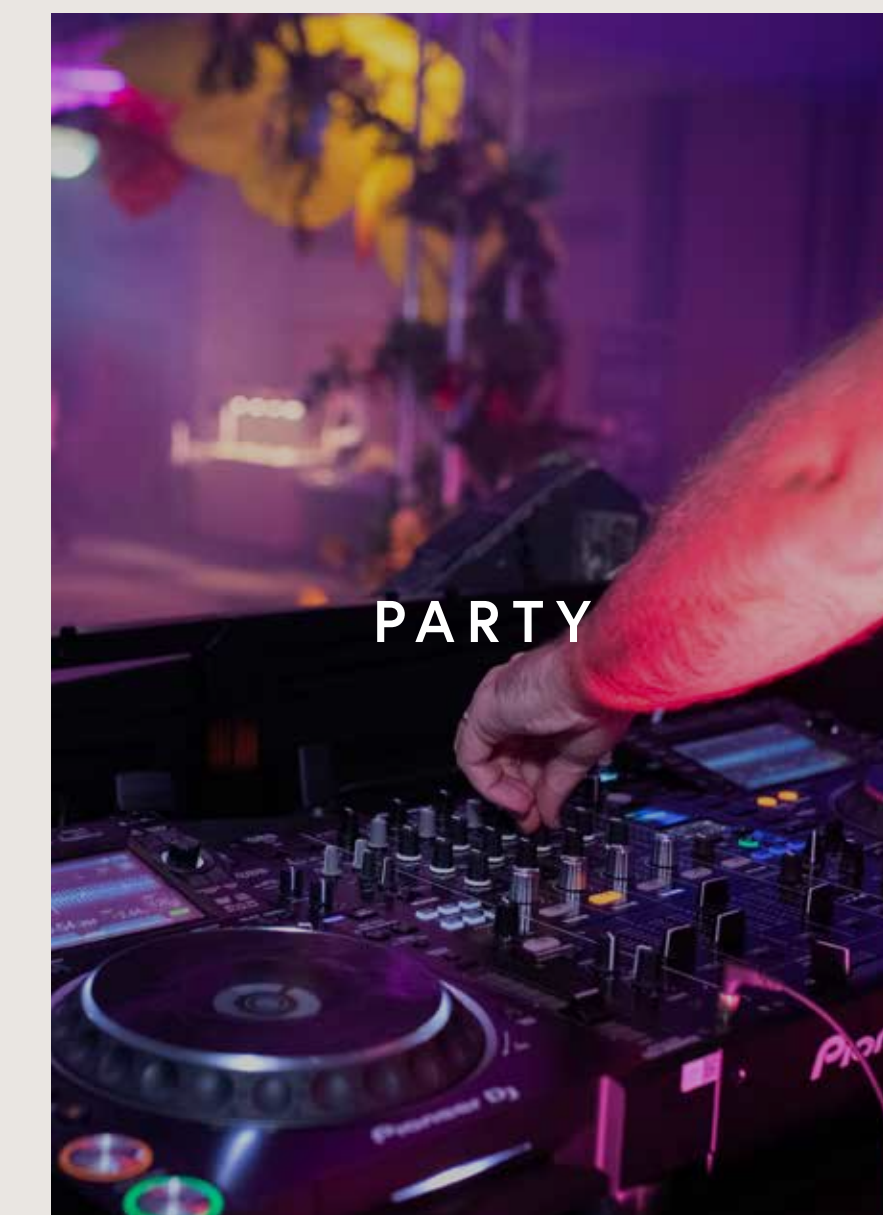
THE
PANCAKE
HOUSE

LEISURE BOWL

HUCK'S



TEAM BUILDING & ACTIVITIES



SUSTAINABILITY

Our commitment to operating in a sustainable and ethical way has never been more important. The following is an outline of our sustainability targets for 2030 which we are on track to achieve:



WE'RE PROUD THAT OUR VENUES HAVE
BEEN AWARDED **ECOSMART GOLD**.

We switched to **100%** renewable grid electricity in 2020.

By 2030 our carbon emissions will be lowered by another **30%**,
resulting in a total **50%** reduction since 2010.

We will source **50%** of our energy from renewable sources by 2030.

We will switch to **100%** electric or hybrid vehicles by 2030.

We will reduce water use by **10%** by 2030.

We will reduce waste we generate by **20%** and increase recycling by **10%**
by 2030.

We will reduce energy consumption by **5%** by 2030

Did you know...

Whilst constructing the Woburn Forest village 25,000 trees were cut - but 250,000 were planted!

WHY CHOOSE CENTER PARCS FOR YOUR NEXT CORPORATE EVENT?

- 400 acres of stunning woodland to explore
 - Everything you need, all in one place
- Premium, flexible event space with state-of-the-art AV
- Hundreds of team building activities to choose from
 - A variety of restaurants and shops
 - A range of accommodation options, from stylish Woodland Lodges to spectacular Treehouses
- Complimentary access to the Subtropical Swimming Paradise from 10am – 9pm
- Free dedicated car parking and pre-bookable EV spaces
 - Delegates can stay on site until 10pm
- An unforgettable experience that feels like a holiday



FOR MORE INFORMATION PLEASE CONTACT US

 www.centerparcsevents.co.uk

 centerparcs.events@centerparcs.co.uk

 03448 267715

 Center Parcs Conferences and Events

 [centerparcs_events](https://www.instagram.com/centerparcs_events)